

Release bulletin

IKARUS mobile.management – Server

Version 6.10.xx
Release date 17.01.2022

Content

Displaying eID information in UI (iOS / iPadOS only)	2
No client update to version 6.10 on devices with Android 7 or older	3
New Reports type "Outdated iOS Apps" (iOS / iPadOS only)	3
Showing package identifier in Managed Google Play	4
Moving apps in the Kiosk list via drag'n'drop	5
OS Update control enhancement for supervised devices (iOS / iPadOS 15 or higher)	5
SafetyNet support	8
Firmware update availability for Android devices	11
"Error" displayed in red colour	12
Ring function for Android	12
APNS certificate serial number added to the UI	13
Highlighting users in Deleted from LDAP group	13
QR code generation of the MDM client URL	16
AppStorage is now also available in PO and WPCO devices	17
Work Profile on Company Owned added to Operations and Reports	18

Displaying eID information in UI (iOS / iPadOS only)

Apple devices that support eSIM have an eID. This eID is now displayed in UI.

Hardware	
Serial number	██████████ Check warranty
Firmware	20B110
User agent	iPhone, M██████████, 16.1.2 20B110
Product ID	iPhone14,7
IMEI	3██████████7
EID	8██████████3
MAC	7██████████ 7██████████0
Udid	0██████████E
Battery	87%
Memory available	
Flash	91% (115.9 GB/128.0 GB)

The eID is displayed in "Inventory > Hardware" and ...

Assigned devices (level 1/1, 2 devices)

Schedule

Schedule this

Custom

allalios

Search

Groups

Select (0)

Ownership

All

SAG status

All

Administrator rights

All

Is jailbroken/rooted

All

MDM Status

Knox attestation passed

All

SafetyNet attestation passed

All

Platform

All

Manufacturer

All

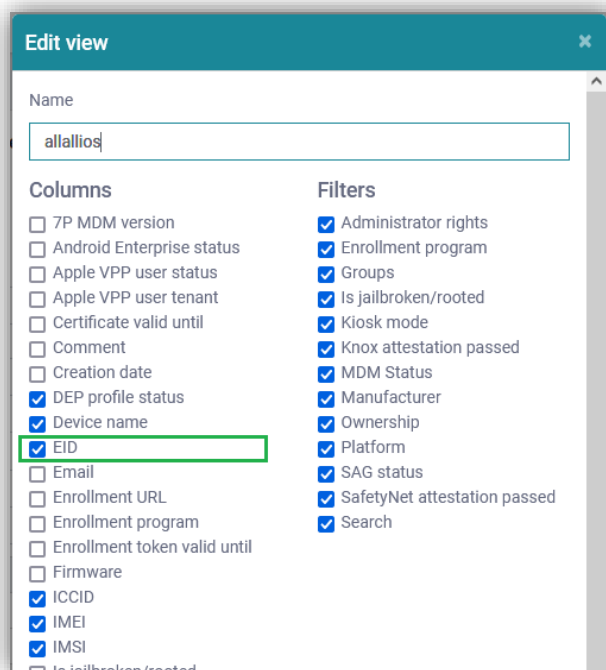
Enrollment program

Kiosk mode

All

User	Device name	Model	OS version	Manufacturer	EID	IMEI	Platform	DEP profile status	Is roaming	MDM id
List, Lisa	iPhone14	Apple (iPho...	16.1.2	Apple		3	IOS	No	No	
Tester, DEP	DEP: IPAD WI-FL...	IPad 5	15.2	Apple			IOS	Yes	No	F

... "Reports".



If the eID column is not visible, it needs to be added by clicking on the "Edit" icon and then checking the check box "EID" in the pop-up "Edit view".

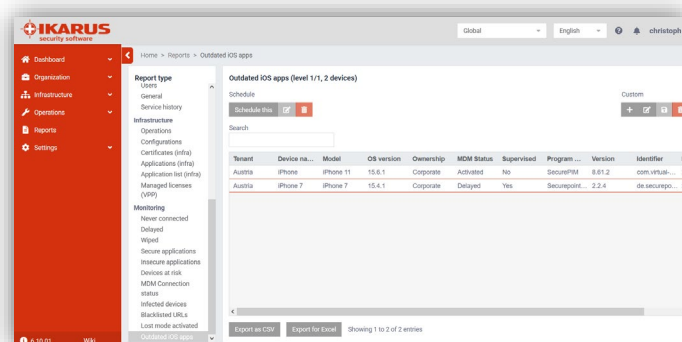
No client update to version 6.10 on devices with Android 7 or older

The MDM client 6.10 or higher will not be get installed on devices with Android 7 or older while using an operation with condition "Newer Version Available".

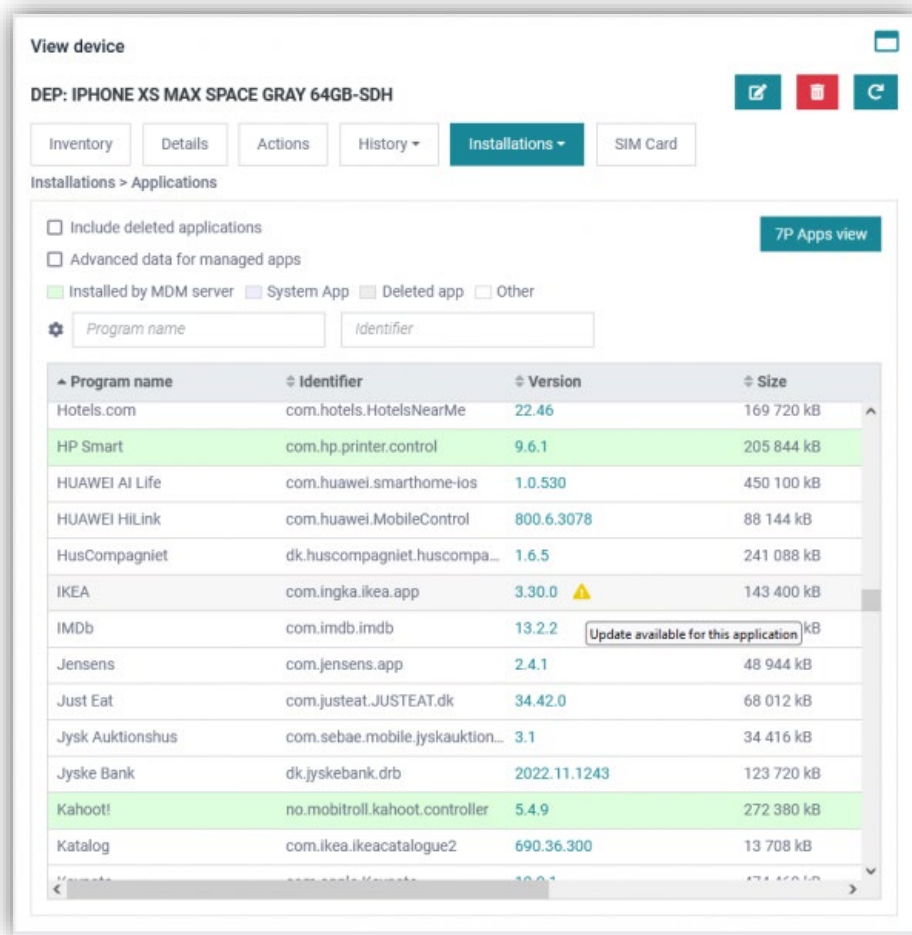
Enrolling Devices with client 6.10 or higher will be not possible, too. Devices with Android 7 or older should remain on MDM client 6.09.

New Reports type "Outdated iOS Apps" (iOS / iPadOS only)

A new Reports type "Outdated iOS Apps" has been added.



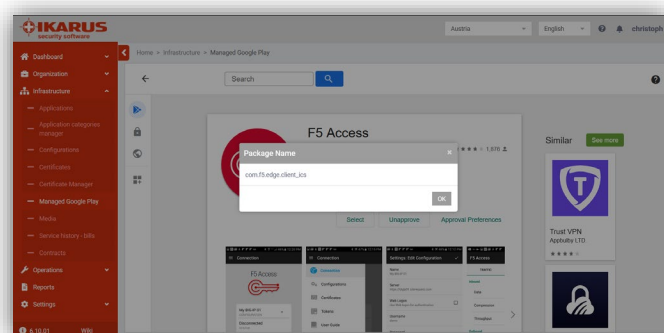
In "Outdated iOS Apps" installed applications on Apple devices, that were not up to date, are listed. There are already newer versions available.



Outdated apps on Apple devices can be also seen on "Installations > Applications". Those apps are marked with a yellow triangle.

Showing package identifier in Managed Google Play

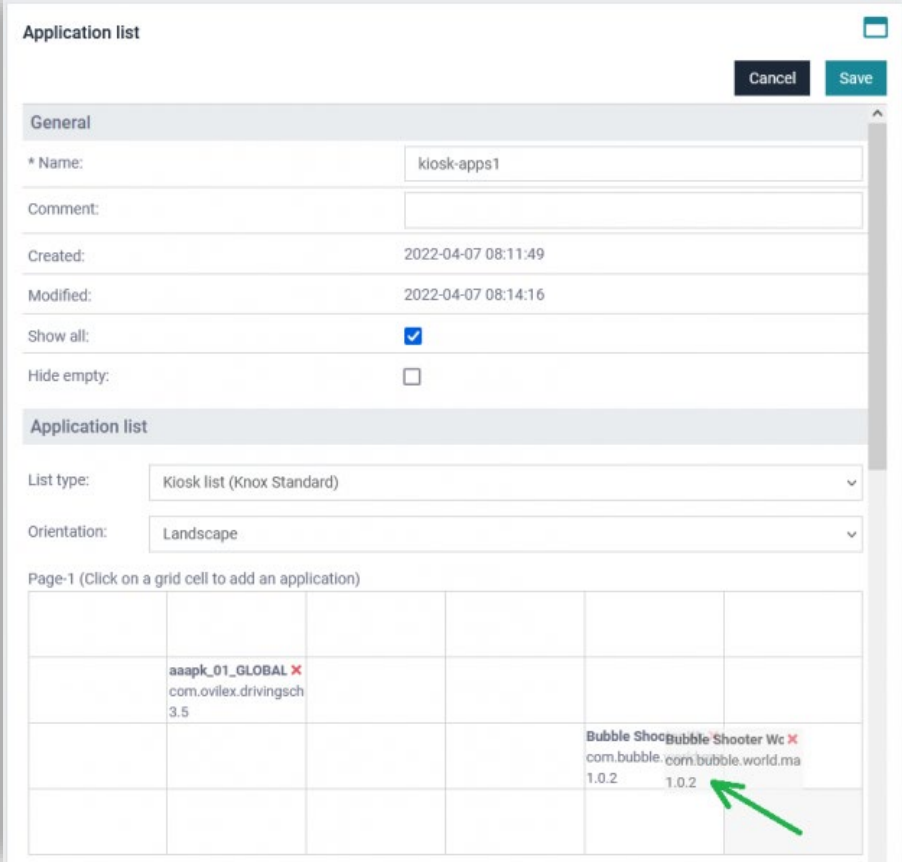
When a new web app has been added via "Managed Google Play", ...



... the package identifier is shown in a pop-up. The identifier can be used via copy-paste for further usage.

Moving apps in the Kiosk list via drag'n'drop

It is now possible to move apps in the Kiosk list (ApplicationList) via drag'n'drop.



The screenshot shows the 'Application list' configuration window. At the top, there are 'Cancel' and 'Save' buttons. Below them is a 'General' tab with fields for '* Name:' (kiosk-apps1), 'Comment:', 'Created:' (2022-04-07 08:11:49), 'Modified:' (2022-04-07 08:14:16), 'Show all:' (checked), and 'Hide empty:' (unchecked). Below the 'General' tab is the 'Application list' section. It has a 'List type:' dropdown set to 'Kiosk list (Knox Standard)' and an 'Orientation:' dropdown set to 'Landscape'. Below these is a grid of applications. The grid has 4 columns and 4 rows. The first row is empty. The second row contains 'aaapk_01_GLOBAL' with a red 'X' icon and version '3.5'. The third row contains 'Bubble Shooter Wc' with a red 'X' icon and version '1.0.2'. The fourth row is empty. A green arrow points to the 'Bubble Shooter Wc' application in the grid.

Application list			
Page-1 (Click on a grid cell to add an application)			
aaapk_01_GLOBAL X			
com.ovilex.drivingsch			
3.5			

Apps will switch their places in the grid when dropping an app on another.

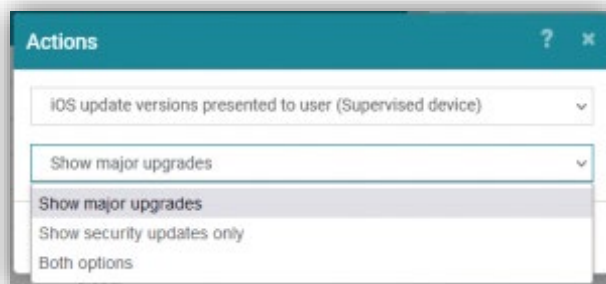
Arranging and re-arranging the apps in the grid is now easier.

OS Update control enhancement for supervised devices (iOS / iPadOS 15 or higher)

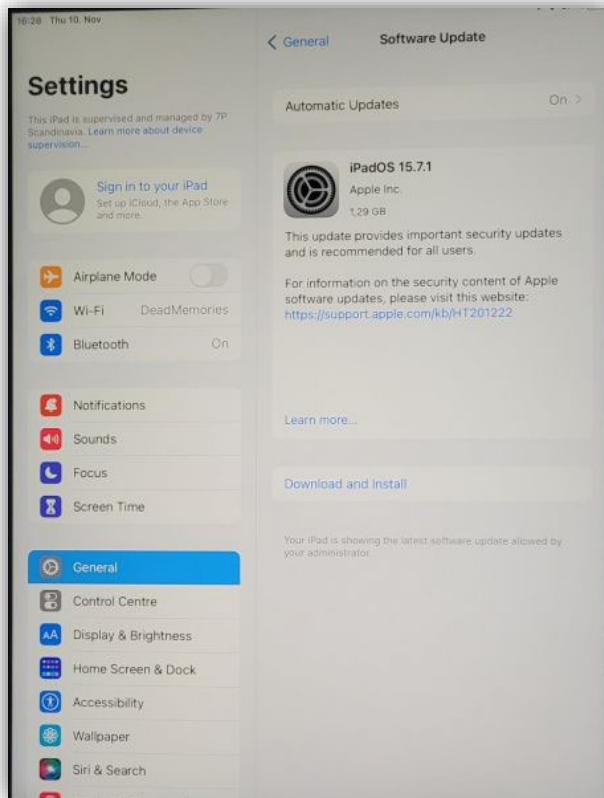
For supervised Apple devices the admin can determine, if only the latest version of the current OS will be allowed to be installed or only the next major OS version.



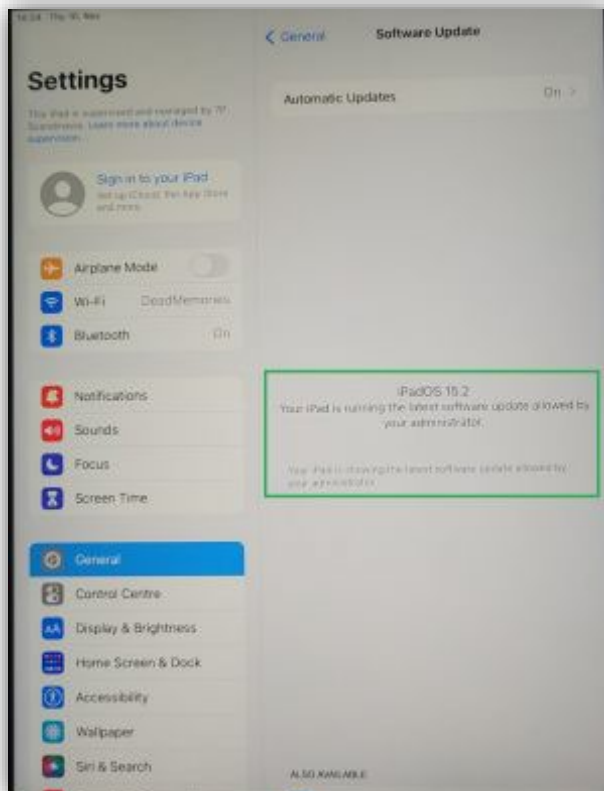
The option can be set in Actions > OS specific actions > iOS update versions presented to user (Supervised device) and ...



... as an action in Operations. The default option / value is "Both options".



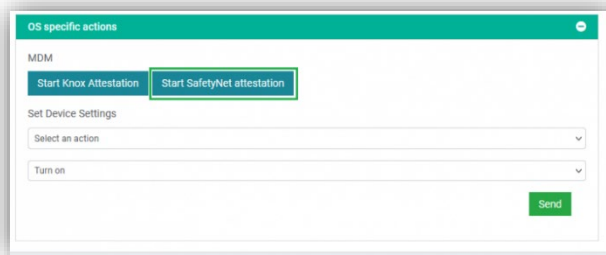
If a security update or a minor update of the current OS is available and the option is set to "Show security updates only" or "Both options", the user will see this on his device.



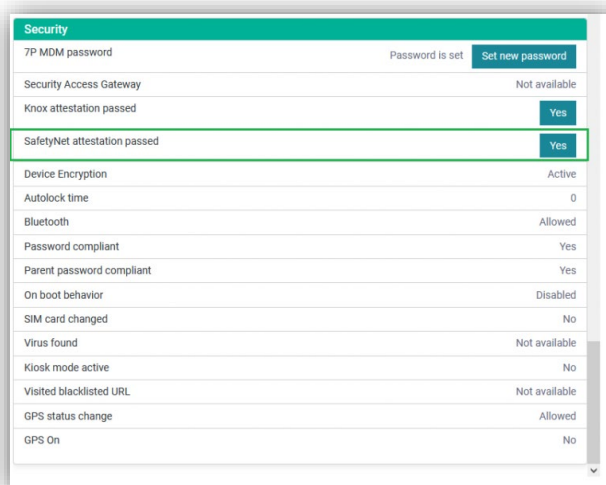
But if the admin set the option to "Show major upgrades", then the user will see this on his device.

SafetyNet support

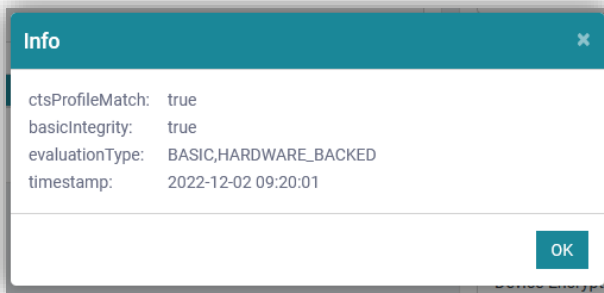
SafetyNet support has been added. Devices with Android 8 or higher and MDM client 6.10 or higher will be able to get attested by SafetyNet.



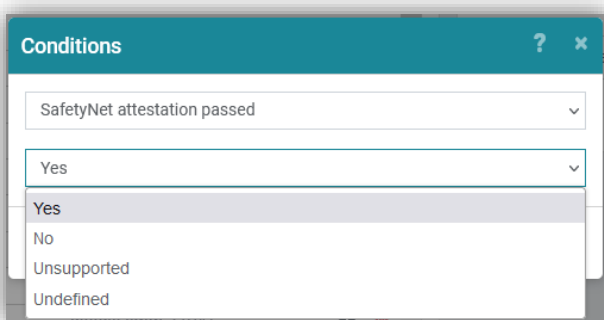
The attestation can be applied manually by clicking on the "Start SafetyNet attestation" button in "Actions > OS specific actions".



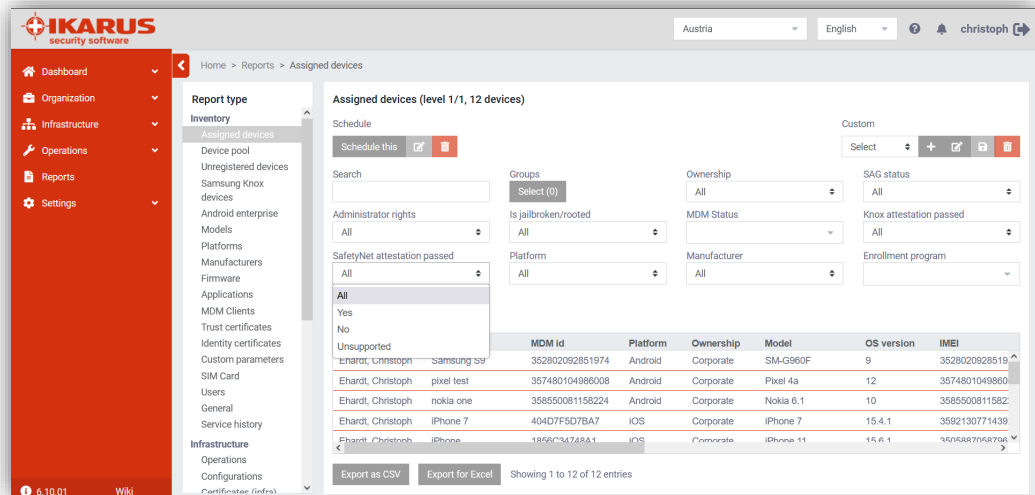
The status of the attestation can be seen in "Inventory > Security > SafetyNet attestation passes".



A click on the result ("Yes" / "No") shows a pop-up with details. There are also the values "Unsupported" and "Undefined".



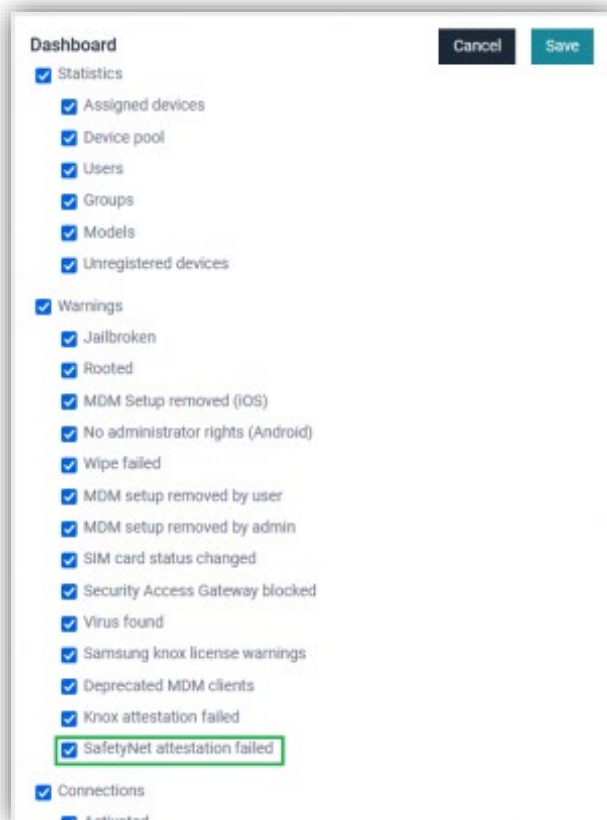
There is a condition to filter for those with certain SafetyNet attestation status values.



In "Reports" there is a column, where the SafetyNet attestation status values are also listed and a filter to filter for a certain SafetyNet attestation value.

Warnings	
Jailbroken	0
Rooted	0
MDM Setup removed (iOS & Win)	0
No administrator rights (Android)	0
Wipe failed	0
MDM setup removed by user	0
MDM setup removed by admin	0
SIM card changed	0
Security Access Gateway blocked	0
Virus found	0
Samsung Knox	0
Deprecated MDM clients (<6.08.00)	0
Knox attestation failed	0
SafetyNet attestation failed	0

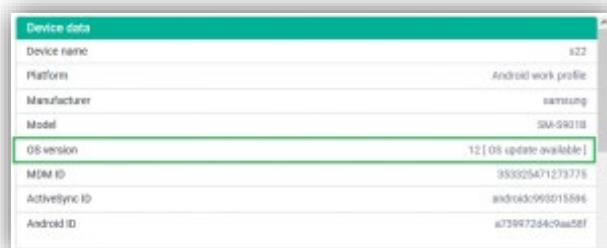
On the "Dashboard" page all Android devices, where the SafetyNet attestation failed, are count. A click on the number will show a pop-up, where all those devices are listed.



If the line "SafetyNet attestation failed" on "Dashboard" page is missing, you need to enable it in "Settings > System > Dashboard".

Firmware update availability for Android devices

If a firmware update is available for Android devices, this information will also be shown on MDM. The MDM client 6.10 or higher needs to be installed on the device.



In "Inventory > Device data" the text "[OS update available]" will be displayed if a firmware update for this device is available.

"Error" displayed in red colour

To distinguish easily between succeeded and failed actions, those with the value “Error” are now displayed in red colour.

View device

doc-A11

Inventory Details Actions History + Installations +

History > Actions

Operation	Action type	Details	Status	Last update	Administ
	Force connection	TP MDM	Sent	23/07/2021 10:44	Recpt
TTTTTT—Mask off	Email SCEP certificate	SCEP-P-1	Done	23/07/2021 10:45	Recpt
TTTTTT—Mask off	Install certificate	T&U-S-1 (device)	Done	23/07/2021 10:45	Recpt
TTTTTT—Mask off	Install certificate	I-D-E-R-F-1 (device)	Error	23/07/2021 10:45	Recpt
TTTTTT—Mask off	Apply configuration	Exchange: ex-change-1 (de-	Done	23/07/2021 10:45	Recpt
TTTTTT—Mask off	Apply configuration	Email: P-Q-P-3 (device)	Error	23/07/2021 10:44	Recpt
TTTTTT—Mask off	Apply configuration	Email: A-M-A-P-4 (device)	Error	23/07/2021 10:44	Recpt
TTTTTT—Mask off	Uninstall application	apk-browser-opera-apk (de-	Done	23/07/2021 10:45	Recpt
TTTTTT—Mask off	Uninstall application	apk-browser-firefox-apk (de-	Done	23/07/2021 10:45	Recpt
TTTTTT—Mask off	Uninstall application	apk-browser-edge-apk (devi-	Done	23/07/2021 10:45	Recpt
TTTTTT—Mask off	Uninstall application	000000000-mask-settings-a-	Done	23/07/2021 10:45	Recpt
	Force connection	TP MDM	Sent	23/07/2021 10:35	
	Force connection	TP MDM	Sent	23/07/2021 10:35	Recpt
TTTTTT—Mask off	Apply configuration	Kiosk: T-1-T-1-T-1-T-1-kiosk of-	Done	23/07/2021 10:35	Recpt
	Force connection	TP MDM	Sent	23/07/2021 08:55	
	Force connection	TP MDM	Sent	23/07/2021 08:52	Recpt
TTTTTT—Mask off	Install application	apk-browser-firefox-apk (de-	Done	23/07/2021 08:56	Recpt
	Force connection	TP MDM	Sent	23/07/2021 08:30	
TTTTTT—Mask off	Install application	apk-browser-opera-apk (dev-	Done	23/07/2021 08:46	Recpt

View device

ipad15

Inventory

Details

Actions

History +

Installations +

History > MDM operations

Command	Data	Status	Status comment	Assigned
DeviceInformation		Done		23/07/2021 11:23
ManagedApplicationCo...	com.7p-group.Appfiona...	Done		23/07/2021 11:23
ManagedMediaList		Done		23/07/2021 11:23
SecurityInfo		Done		23/07/2021 11:23
ProvisioningProfileList		Done		23/07/2021 11:23
ManagedApplicationAtt...	com.7p-group.Appfiona...	Done		23/07/2021 11:23
CertificateList		Done		23/07/2021 11:23
Restrictions		Done		23/07/2021 11:23
ManagedApplicationsList		Done		23/07/2021 11:23
InstalledApplicationsList		Done		23/07/2021 11:23
ProfileList		Done		23/07/2021 11:23
AvailableOTAUpdates		Error	"AvailableOTAUpdates" is...	22/07/2021 21:01

Ring function for Android

A function that lets the Android device play a ring tone has been added. The volume of the ring tone depends on the audio settings on device.

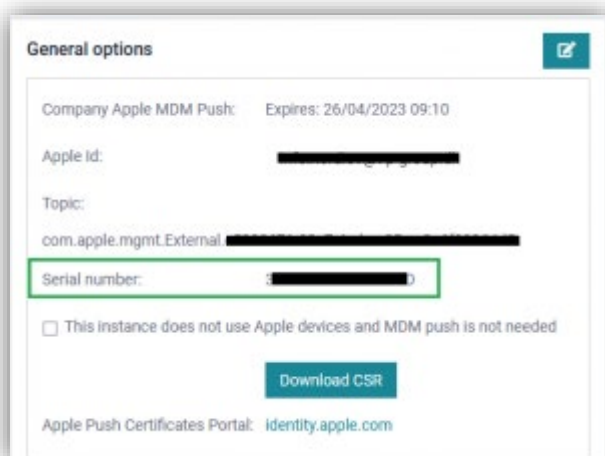


A device that is lost or cannot be found, can be remotely set to play a ring tone. If the device is active and connected and the volume is high, the user might hear it.

The option can be found in "Actions > Security > Lost mode".

APNS certificate serial number added to the UI

The APNS certificate serial number has been added to the UI in "Global > Settings > Apple".



The serial number is needed and requested by the Apple support for renewal of the expired APNS, if the Apple ID, that was used to generate the APNS has been forgotten or they have no access to it.

Highlighting users in Deleted from LDAP group

Users with devices, that were deleted on LDAP, will be shown in red colour on MDM after a sync.

Schedule ? x

Job name
Directory service sync

☒ Log executions

Period start
31.01.2022 --:--

Run
Forever

Repeat
Every 1 days

Schedules
directory_service_sync.php

- This job script allows to automate the LDAP / Azure import process.
Typical execution interval is 1-24 hours.

Maximum number of errors (default: 250)
[]

☐ Delete users without devices

Cancel Save

If the check box "Delete users without devices" is not checked, also deleted users on LDAP, that do not have a device on MDM, will remain but will be displayed in red colour.

Azure AD (RM) English help

Home > Organization > Users and devices

Users and devices

Search in users [] []

Collapse Expand

Username	
deletion del	[]
Flatt Three	[]
LAH RQW	[]
Self Service	[]

Copy Add user

Now it is easy to distinguish between user, that were deleted on LDAP and active user.

Assign

First name

Last name

User name

First name	Last name	User name
Student	1	student.1@7p-grou...
Student	2	student.2@7p-grou...
AppRe	AppAr	applicense@tmdm...
Recep	Azur1	recep.azur1@tmdm...
mirza	azure1	mirzaazure1@7psc...
mirza	azure2	mirzaazure2@7psc...
Recep	Azure2ok	recep.azureok2@tmd...
Recep	Azureok1	recep.azureok1@tmd...
Piet	Barner	piet.barner@tmdm...
Aaa1	Bbb1	aaa1.bbb1@tmdm.dk
Aaa2	Bbb2	aaa2.bbb2@tmdm.dk
Joseph	Biden	Joseph.Biden@7p-g...
Jan Schlesinger	Christensen	jan.christensen@tm...
Jan Schlesinger	Christensen	jan.schlesinger.chri...
Jan Schlesinger	Christensen	jan.schlesinger.chri...
Lea Schlesinger	Christensen	lea.christensen@tm...
dep	enabler	dep.enabler@tmdm...
dep2	enabler2	dep2.enabler2@tm...

Cancel

Please select a user to whom this device will be assigned:

Users and devices

Search

Username

Aaa1 Bbb1

Aaa2 Bbb2

AppRe AppAr

Aqaqa Qaqa

dep enabler

dep2 enabler2

Jan Schlesinger Christensen

Jan Schlesinger Christensen

Jan Schlesinger Christensen

Cancel

OK

Deleted user will be also displayed in red while assigning / moving device to other users.

QR code generation of the MDM client URL

Instead of manually typing the download URL of the MDM client, to download and install it, now a QR code can be generated and scanned via the device camera.

The 'Add device' form is used to register a new device. It includes fields for platform selection (Android, iOS, macOS, Windows, Unknown), enrollment program, Android enrollment type, ownership, MDM ID, device name, phone number, email for enrollment, comment, and serial number. A checkbox 'Leave all system apps enabled (Used in QR code)' is checked. The 'Activation parameters' section shows a 'Download URL' field with a QR code icon next to it, and an 'Activation PIN' field. The 'Samsung Knox Premium' section has a 'Do not activate' option.

When adding a new device, clicking on that icon will generate a QR code, that contains the download URL below.

The 'View device' page shows details for the device 'qtest'. It includes tabs for 'Inventory', 'Details', 'Actions', 'History', and 'Installations'. The 'Details' tab is active, showing 'Contact and enrollment information' and 'Activation parameters'. The 'Activation parameters' section shows the 'Download URL' field with a QR code icon next to it, and the 'Activation PIN' field.

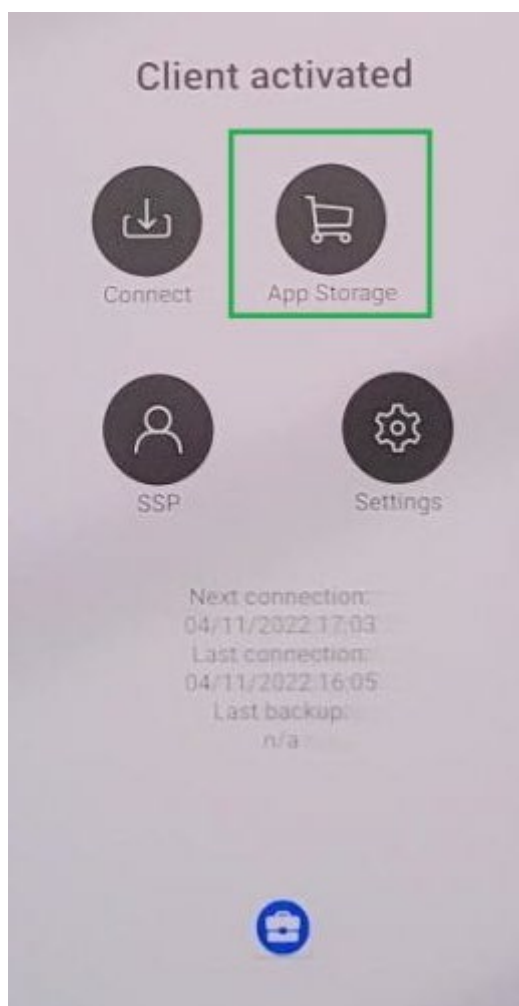
The same icon can be also seen on "Details > Contact and enrollment information".



After a click on that icon, a pop-up with the QR code will appear.

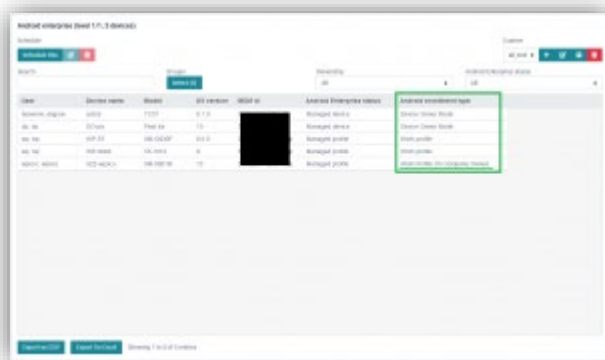
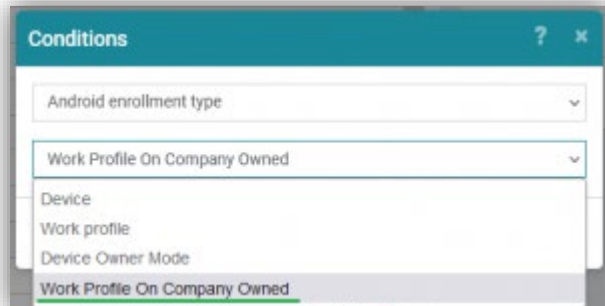
AppStorage is now also available in PO and WPCO devices

With MDM client 6.10, the AppStorage is also available for Android devices enrolled in PO and WPCO mode.



Work Profile on Company Owned added to Operations and Reports

The enrollment type "Work Profile On Company Owned" has been added to Operations and Reports.



Now PO and WPCO devices can be distinguished and separately filtered / selected.